




Connecting Markets

Investor Presentation

**NET4GAS Consolidated Financial Results
as at 31 December 2023**

NET4GAS | Prague

April 2024





Disclaimer

- **IMPORTANT:** You must read the following before continuing. The following applies to this document, the oral presentation of the information in this document by NET4GAS, s.r.o. (the “Company”) or any person on behalf of the Company, and any question-and-answer session that follows the oral presentation, if any, (collectively, the “Information”). In accessing the Information, you agree to be bound by the following terms and conditions.
- The Information contains forward-looking statements. All statements other than statements of historical fact included in the Information are forward-looking statements. Forward-looking statements give the Company’s current expectations and projections relating to its financial condition, results of operations, plans, objectives, future performance and business. These statements may include, without limitation, any statements preceded by, followed by or including words such as “target,” “believe,” “expect,” “aim,” “intend,” “may,” “anticipate,” “estimate,” “plan,” “project,” “will,” “can have,” “likely,” “should,” “would,” “could” and other words and terms of similar meaning or the negative thereof. Such forward-looking statements involve known and unknown risks, uncertainties and other important factors beyond the Company’s control that could cause the Company’s actual results, performance or achievements to be materially different from the expected results, performance or achievements expressed or implied by such forward-looking statements. Such forward-looking statements are based on numerous assumptions regarding the Company’s present and future business strategies and the environment in which it will operate in the future. Many factors may cause the Company’s results of operations, financial condition, liquidity, reserves and the development of the industry in which the Company competes to differ materially from those expressed or implied by the forward-looking statements. These factors include, among others (i) negative or uncertain global and regional economic conditions, (ii) further escalation of geopolitical conflicts, including continuing crisis in Ukraine and resulting in, among others, fluctuations in commodity prices, supply outages, expansion of sanctions regimes and other financial or business restrictions, (iii) failure to implement the Company’s key strategies, (iv) reliance on long-term contracts with a small number of shippers, (v) failure to successfully integrate and manage acquired companies, and (vi) changes in laws, regulated tariffs or regulatory schemes. Given these risks and uncertainties, you should not rely on forward-looking statements as a prediction of actual results.
- No representation, warranty or undertaking, express or implied, is made as to, and no reliance should be placed on, the fairness, accuracy, completeness or correctness of the Information or the opinions contained therein. The Information has not been independently verified and will not be updated. The Information, including but not limited to forward-looking statements, applies only as of the date of this document and is not intended to give any assurances as to future results. The Company expressly disclaims any obligation or undertaking to disseminate any updates or revisions to the Information, including any financial data or forward-looking statements, and will not publicly release any revisions it may make to the Information that may result from any change in the Company’s expectations, any change in events, conditions or circumstances on which these forward-looking statements are based, or other events or circumstances arising after the date of this document. Market data used in the Information not attributed to a specific source are estimates of the Company and have not been independently verified.
- The Information contains certain measures that are not measures defined by International Financial Reporting Standards, namely, CAPEX, EBITDA, and Free Cash Flow. These measures do not represent the terms of the same or similar names as may be defined by any documentation for any financial liabilities of the Company.
- The Information should be read in conjunction with the “NET4GAS consolidated annual report 2023” and announcements made by NET4GAS as published on www.net4gas.cz.
- A credit rating is not a recommendation to buy, sell or hold any securities and may be revised, suspended or withdrawn by the rating agency at any time



Agenda

Contents

▪ Disclaimer	2
▪ Agenda	3
▪ 2023 Financial Highlights	4
▪ EBITDA, EBIT and Cash Flow	5
▪ Revenues and Operating Expenses	6
▪ Historical Income Statement	7
▪ Historical Balance Sheet	8
▪ Historical Cash Flow Statement	9
▪ NET4GAS Investor Relations Contact	10

NET4GAS Management



Andreas Rau, CEO

- With NET4GAS since 2013
- 26 years of experience in the energy industry
- Member of the ENTSOG board, Member of the Supervisory Board of bayernets GmbH (Germany)
- Previous: BoD member SPP, a.s. (Slovakia), CEO and BoD member eustream, a.s. (Slovakia), various management functions at E.ON Ruhrgas AG (Germany), Member of the Executive Committee of International Gas Union, Member of the Eurogas Board



Radek Benčík, COO

- With NET4GAS since 2011
- 34 years of experience in the energy industry
- Vice-chairman of the Board of the Czech Gas Association
- Previous: Executive & Managing Director in Alstom, BoD Chairman, Managing Director in Škoda Praha, a.s. and ŠKODA JS a.s.



2023 Financial Highlights

Changes in company's revenue profile as well as ownership

2023 Highlights

- 2023 was the most difficult year so far in the history of NET4GAS.
 - The reason for this is the unprecedented and dramatic change in European gas flows, resulting mainly from the war in Ukraine and the complete payment default by our major shipper.
 - Thanks to our immediate cost-saving measures and the great commitment and support of all NET4GAS employees, we have been able to mitigate the negative impact, at least to some extent.
 - Although the decision of the Czech regulator regarding gas transmission prices for 2024 at the end of November 2023 was a step in the right direction, it responded to the new reality of gas transport in Europe only partially.
 - Another particular occurrence in the year 2023 was the sale of NET4GAS Holdings by the previous shareholders, Allianz and OMERS, to the state-owned company ČEPS. The transaction was completed on 11 December 2023.
-
- Consolidated EBITDA¹⁾ close to CZK 2 billion posted in 2023, down by c. CZK 9.4 billion or nearly 83% year on year (y-o-y).
 - Transit revenues in 2023 down by CZK 9.9 billion y-o-y on the back of payment default by our major shipper.
 - Transport revenues in 2023 commensurate with 2022 level.
 - Operating costs decreased to c. CZK 1 billion, mainly due to lower gas purchases needed for compression work & balancing and decrease in repairs & maintenance, IT costs, marketing and advisory costs as well as Employee benefits.
 - Negative operating cash flow of CZK (0.7) billion with y-o-y change related mainly to development in revenues. The total cash and cash equivalents (incl. other financial assets) reached c. CZK 9 billion.

Footnotes

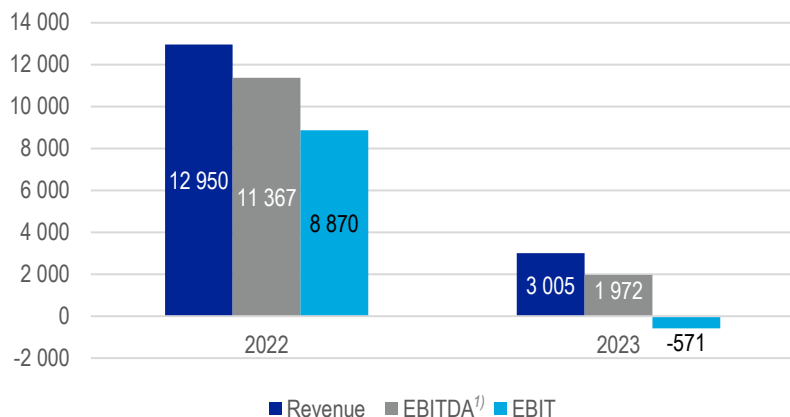
1) EBITDA = Earnings Before Interest, Taxes, Depreciation and Amortization; in the material derived as: Operating profit (EBIT) plus depreciation and amortization



EBITDA, EBIT & Cash Flow

Financials hit by the payment default of the major shipper in 2023

Historical EBITDA¹⁾, EBIT and Revenues: 2022-2023 (CZKm)



Comments

- Total revenues posted in 2023 reached CZK 3 billion, representing a significant decrease y-o-y on the back of missing revenues from the major shipper.
- Operating profit amounted to CZK -0.6 billion, down y-o-y by c. CZK 9.4 billion driven by the loss in our transit business.

Source: Years ended 2023 and 2022 - Company's audited consolidated IFRS accounts

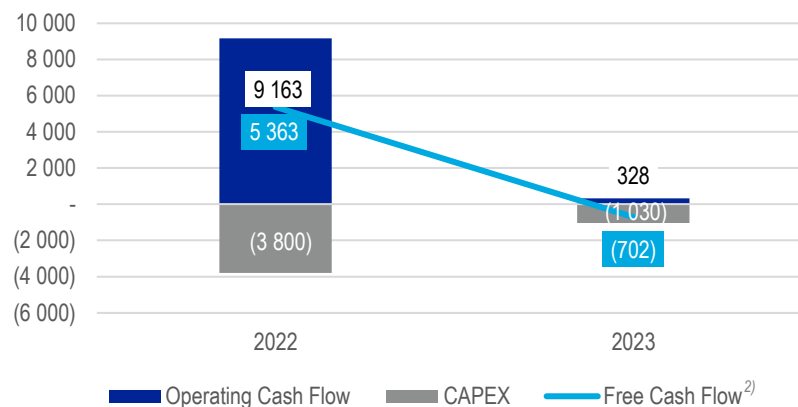
1) EBITDA = Earnings Before Interest, Taxes, Depreciation and Amortization; in the material derived as: Operating profit (EBIT) plus depreciation and amortization

2) Free Cash Flow = Operating cash flow minus CAPEX

CAPEX = Purchase of property, plant and equipment plus Purchase of intangible asset

3) As presented in the note nr. 16 in the NET4GAS group notes to the consolidated financial statements

Historical Cash Flow Snapshot: 2022-2023 (CZKm)



Comments

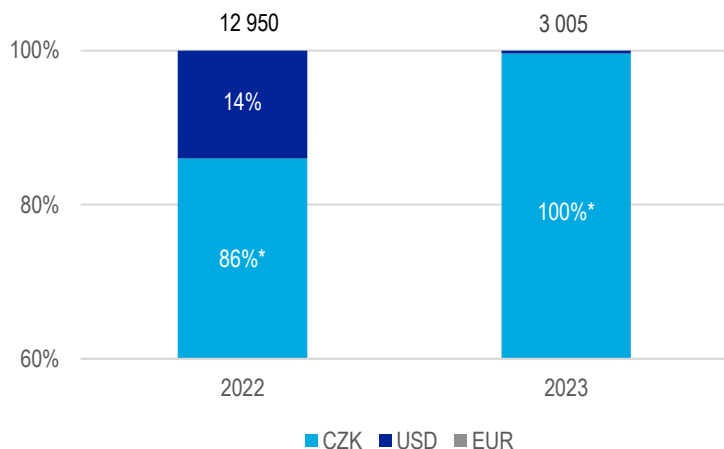
- Funds generated by operating activities dropped to CZK 0.3 billion in 2023, driven by the loss in the transit business.
- CAPEX of CZK 1 billion was invested into the completion of the MCE project, into other smaller expansion projects and regular renovation of our grid.
- Free Cash Flow²⁾ recorded CZK -0.7 billion in 2023.
- On the other hand, cash was positively impacted by the return of the advance dividend amounting to CZK 2.9 billion³⁾.



Revenues & Operating Expenses

Revenues reached CZK 3 billion in 2023; Operating Expenses ended close to CZK 1 billion

Historical Revenue; Currency Split: 2022-2023 (CZKm)



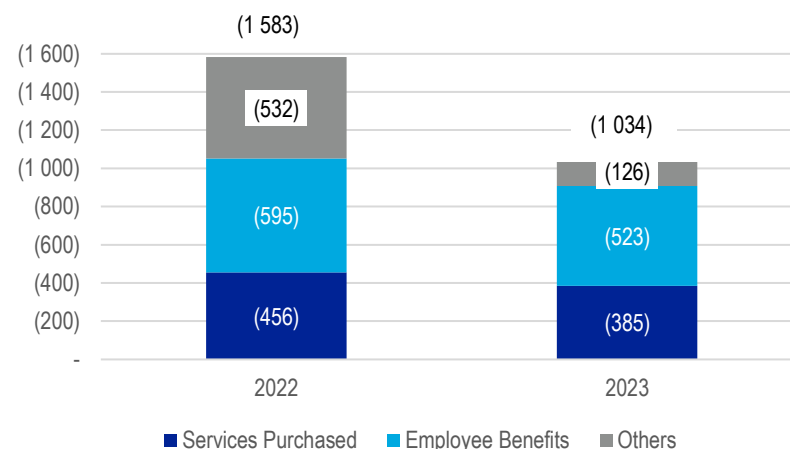
Comments

- Revenues from core activities comprise revenues from international transit, domestic transmission and other.
- In 2023, transit revenues represented 23%, domestic transport 75% and other revenues 2% of the company's revenues.
- CZK took increased share to 100%* as USD (as well as CZK denominated revenues) from the major shipper were missing.

Source: Years ended 2023 and 2022 - Company's audited consolidated IFRS accounts

* both in 2022 and 2023 a part of revenues was EUR transactions related to gas balancing. However, they are being instantly converted to CZK, therefore they are shown under CZK part

Historical Operating Expenses¹: 2022-2023 (CZKm)



Comments

- Overall costs decreased by c. CZK 0.55 billion y-o-y.
- 'Services purchased' dropped by c. CZK 71 million, as the main impact came about through a decrease in repairs & maintenance, IT costs, marketing and advisory costs.
- 'Employee benefits' decreased mainly as a result of lower staff and other employee benefits.
- 'Others' category strongly decreased y-o-y mainly due to lower gas purchases needed for compression work & balancing.

1) Operating Expenses disclosed without depreciation and amortization



Historical Income Statement

2022 - 2023

NET4GAS Group
Consolidated Statements of Profit or Loss and Other Comprehensive Income (IFRS)

(in CZKm)	2022	2023
Revenue	12 950	3 005
Raw material consumed	(572)	(113)
Services purchased and lease charges	(456)	(385)
Employee benefits	(595)	(523)
Depreciation and amortization	(2 497)	(2 543)
Impairment	0	(108)
Gains less losses on disposal of property, plant and equipment	(1)	3
Changes in fair value of derivatives, net	64	127
Foreign exchange differences, net	(1)	(20)
Other operating income	22	43
Other operating expenses	(44)	(58)
Operating profit	8 870	(571)
Finance income	657	1 913
Finance costs	(1 842)	(2 335)
Finance result (net)	(1 185)	(422)
Profit before income tax	7 685	(993)
Income tax expense	(1 444)	(713)
PROFIT FOR THE YEAR	6 241	(1 706)
Cash flow hedge	402	(1 391)
Income tax recognized directly in other comprehensive income – cash flow hedge	(76)	250
TOTAL OTHER COMPREHENSIVE INCOME FOR THE YEAR	326	(1 141)
TOTAL COMPREHENSIVE INCOME FOR THE YEAR	6 567	(2 847)

Comments

- 'Operating profit' generated by core business reached CZK -0.6 billion.
- 'Profit for the year' 2023 decreased to CZK -1.7 billion loss, translating into a y-o-y drop by c. CZK 7.9 billion, driven mainly by the loss of transit revenues.
- 'Raw material consumed' decreased in 2023 mainly on the back of lower gas purchases needed for compressors & balancing.
- 'Services purchased' decreased largely due to savings in repairs & maintenance, IT costs, marketing and advisory costs.
- 'Finance Income' rose above previous year mainly on the back of deposits' yields, IRS swap gains and discontinuation of the USD related hedge accounting.
- 'Income tax expense' decreased commensurately with lower 'Profit before income tax'.
- 'Cash flow hedge' was impacted by the fact that USD portion had to be discontinued (& recorded as finance income/loss) due to its ineffectiveness on the back of missing transit revenues denominated in USD.
- The rest of the hedge accounting has been maintained over hedged cash flows exposed to currency & IR risk, impacting comprehensive income under IFRS.

Source: Years ended 2022 and 2023 - Company's audited consolidated IFRS accounts
Small differences in the Statements may arise due to rounding



Historical Balance Sheet

2022 - 2023

NET4GAS Group Consolidated Balance Sheet (IFRS)

(in CZKm)	31 Dec 2022	31 Dec 2023
ASSETS:		
NON-CURRENT ASSETS		
Property, plant and equipment	53 414	51 568
Intangible assets	77	169
Derivative financial instruments	904	389
Other non-current assets	310	7
Total non-current assets	54 705	52 133
CURRENT ASSETS		
Inventories	191	186
Trade and other receivables	248	103
Derivative financial instruments	483	355
Current income tax prepayments	21	0
Loans to related parties	0	0
Other non-financial assets	168	147
Other financial assets	5 863	4 500
Cash and cash equivalents	949	4 453
Assets of disposal group held for sale	0	0
Total current assets	7 923	9 744
TOTAL ASSETS	62 628	61 877

Comments

- 'Cash and cash equivalents' year-end balance reached CZK 4.5 billion in 2023 with another CZK 4.5 billion in other financial assets (term deposits & short-term swaps).
- 'Total equity' remains stable at c. CZK 18.2 billion; the loss from 2023 (CZK 1.7 billion) and other comprehensive loss stemming from 'Cash flow hedges' (CZK 1.1 billion) is offset by the return of the advance dividend (CZK 2.9 billion)

NET4GAS Group Consolidated Balance Sheet (IFRS)

(in CZKm)	31 Dec 2022	31 Dec 2023
EQUITY AND LIABILITIES:		
EQUITY ATTRIB. TO SHAREHOLDERS OF THE PARENT COMPANY		
Registered capital	2 750	2 750
Capital contributions outside registered capital	6 617	6 617
Cash flow hedges	1 687	547
Retained earnings	7 125	8 318
Total equity	18 179	18 232
NON-CURRENT LIABILITIES		
Trade and other payables	13	5
Borrowings	33 096	33 240
Finance lease liability	234	209
Derivative financial instruments	1 210	1 060
Deferred income tax liability	7 048	7 475
Accrued employee benefits	128	124
Other non-financial liabilities	0	0
Total non-current liabilities	41 729	42 113
CURRENT LIABILITIES		
Borrowings	646	584
Finance lease liability	29	36
Trade and other payables	1 702	565
Derivative financial instruments	122	117
Current income tax payable	2	24
Other taxes payable	37	33
Provisions	0	16
Accrued employee benefits	149	127
Other non-financial liabilities	34	30
Total current liabilities	2 721	1 532
Total liabilities	44 450	43 645
EQUITY AND LIABILITIES	62 628	61 877

Source: Years ended 2022 and 2023 - Company's audited consolidated IFRS accounts
Small differences in the Statements may arise due to rounding

Historical Cash Flow Statement

2022 - 2023

NET4GAS Group
Consolidated Statements of Cash Flows (IFRS)

(in CZKm)	31 Dec 2022	31 Dec 2023
Cash flows from operating activities		
Profit before tax	7 685	(993)
Adjustments	3 680	2 331
Operating cash flows before working capital changes	11 365	1 338
Decrease/(Increase) in trade and other receivables	(274)	1 755
Increase/(Decrease) in trade and other payables	582	(1 621)
Decrease/(Increase) in inventories	(36)	4
Operating cash flows after changes in working capital	11 637	1 476
Interest paid	(1 450)	(2 013)
Interest received	430	859
Income tax paid	(1 454)	8
Net cash flows from operating activities	9 163	328
Cash flows from investing activities		
Purchase of property, plant and equipment	(3 773)	(934)
Purchase of intangible assets	(27)	(96)
Proceeds from sale of property, plant and equipment	0	3
Proceeds from Intangible assets	0	22
Loans provided to related parties	0	0
Sale/Purchase of investment instruments	(4 810)	1 363
Net cash flows used in investing activities	(8 610)	358
Cash flows from financing activities		
Payments of decreased contributions outside registered capital to the Company's shareholder	0	0
Payments of increased contributions outside registered capital from Company's shareholder	0	0
Dividends paid to the Company's shareholder	0	0
Advance dividends refunded from the Company's shareholder	0	2 900
Repayments of borrowings	(389)	(85)
Proceeds from borrowings	486	0
Net cash flows used in financing activities	97	2 815
Net increase / (decrease) in cash and cash equivalents	650	3 504
Cash and cash equivalents at the beginning of the period	299	949
CASH AND CASH EQUIVALENTS AT THE END OF THE PERIOD	949	4 453

Comments

- 'Cash and cash equivalents' at the end of 2023 amounted to c. CZK 4.5 billion, improved by c. CZK 3.5 billion y-o-y mainly due to the return of the advance dividend amounting to CZK 2.9 billion.
- 'Net cash flows from operating activities' amounted to c. CZK 0.3 billion; drop by c. CZK 8.8 billion y-o-y mainly on the back of the loss of transit revenues.
- 'Net cash flows used in investing activities' reached CZK 0.4 billion, of which CAPEX¹⁾ amounted to c. CZK 1 billion, more than offset by income from maturing term deposits²⁾.
- 'Net cash flows used in financing activities' reached c. CZK 2.8 billion mainly by the return of the advance dividend amounting to CZK 2.9 billion.
- Total cash & cash equivalents incl. other financial assets amount to CZK 8.95 billion:

Millions CZK	31 Dec 2022	31 Dec 2023
Cash and cash equivalents at the end of the period	949	4 453
Other financial assets	5 863	4 500
Total cash and cash equivalents, other financial assets³⁾	6 812	8 953

Source: Years ended 2022 and 2023 - Company's audited consolidated IFRS accounts
Small differences in the Statements may arise due to rounding

1) CAPEX = Purchase of property, plant and equipment plus Purchase of intangible assets

2) As described in the paragraph w) of the chapter 3. 'Summary of material accounting policies' of the NET4GAS cons. fin. statements

3) As presented in the note nr. 15 in the NET4GAS group notes to the cons. fin. statements



NET4GAS Investor Relations Contact

<https://www.net4gas.cz/en/investors/contact-investors/>

Home Customers Transmission system Projects Company **Investors** Media CSR Contacts



Key financials
Bonds
Credit ratings
Financial reports
Financial information
Contact for investors



[Home](#) > [Investors](#) > Contact for investors

Contact for investors

NET4GAS, s.r.o.
Treasury
Na Hřebenech II 1718/8
140 21 Prague 4 - Nusle
Czech Republic
E: investor.relations@net4gas.cz